


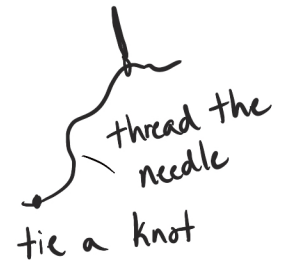
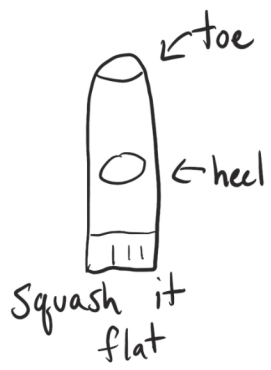
Get Crafty with

# Stitches

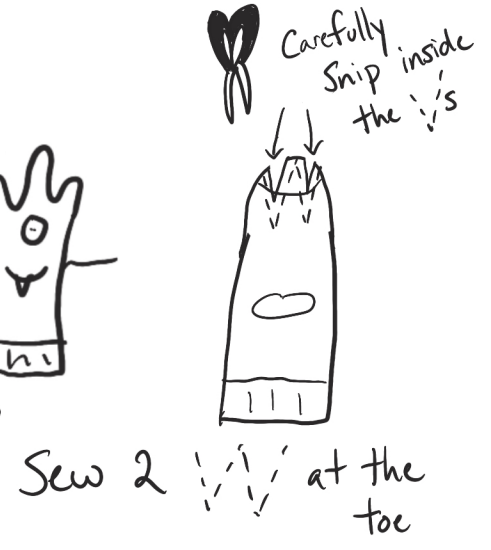

Sock Monster Friends!

## Materials

- needle
- thread
- felt
- Buttons
- Pipecleaners
- Socks
- Scissors



Choose A Shape



Add Fun Details!



Remember!

Stitch back and forth not around

poke pipecleaners through the sock for arms

Cut and sew on felt shapes

Sew on Buttons

knot

Leave room for your hand for a puppet!


Try not to sew the sock together!

# Embroider


A

PATCH

Plan your Design

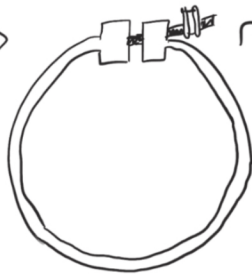


← Draw it on paper first

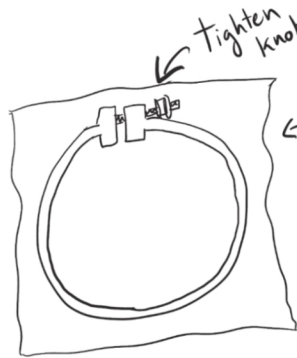


Set Up the Hoop

Separate the hoop

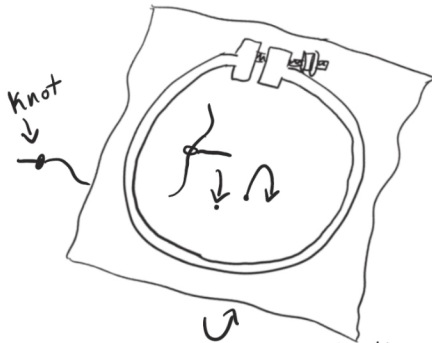
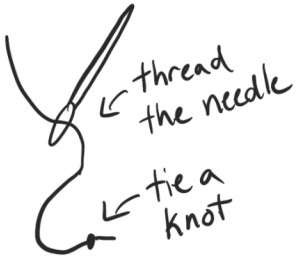


loosen by turning the knob

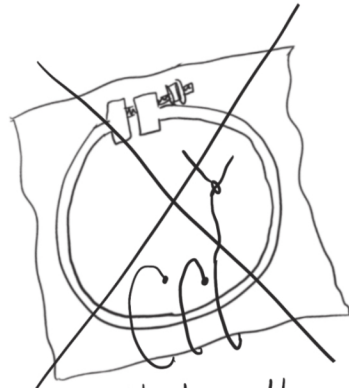


← Sandwich felt between the hoops

Start stitching



Stitch back & forth front to back



Don't loop the thread around your hoop!

Try New Stitches!

Satin Stitch



Back Stitch



Loop Stitch

